

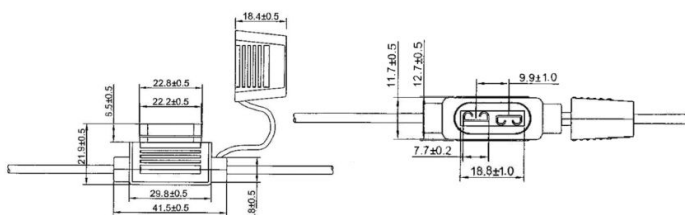


线束安装系列

汽车保险丝座  
In-line AUTO Fuse Holder

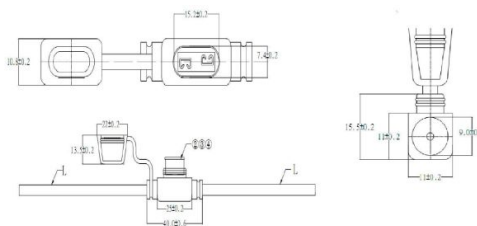
编号: SL709A

电流:10A 电压:AC250V



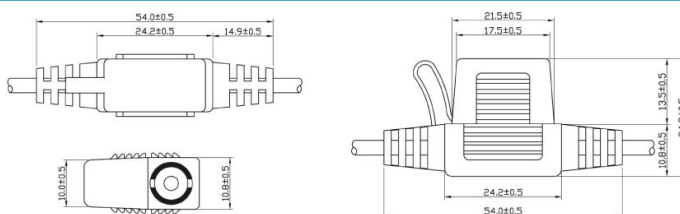
编号: SL709B

电流:6.3A 电压:AC250V



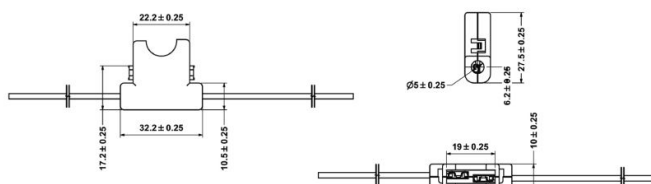
编号: SL709CA

电流:10A 电压:AC250V



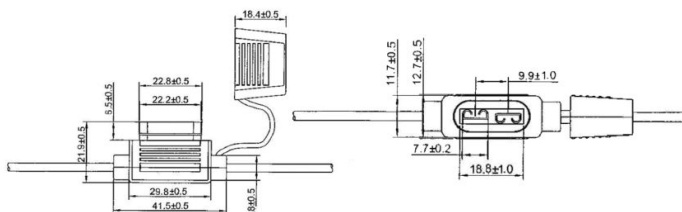
编号: SL708A

电流:6.3A 电压:AC250V



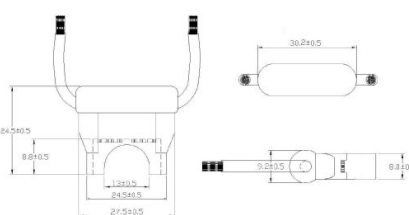
编号: SL708B

电流:6.3A 电压:AC250V



编号: SL708C

电流:6.3A 电压:AC250V



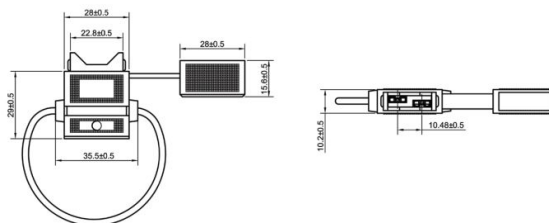



# 线束安装系列

## 汽车保险丝座 In-line AUTO Fuse Holder

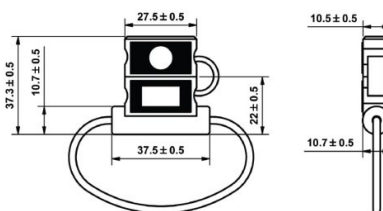
编号: SL 708D

电流:10A 电压:AC250V



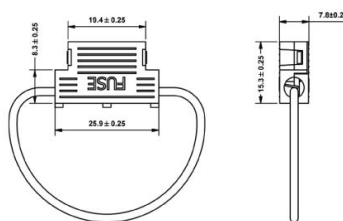

编号: SL708E

电流:6.3A 电压:AC250V



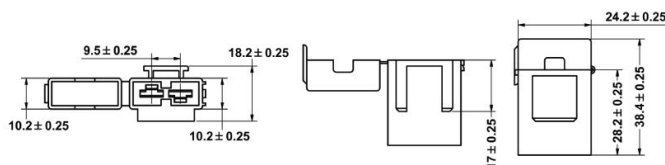
编号: SL703

电流:10A 电压:AC250V



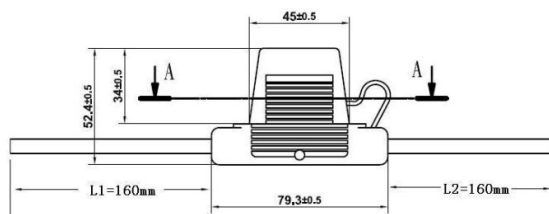
编号: SL707

电流:6.3A 电压:AC250V



编号: SL709L

电流:6.3A 电压:AC250V



编号: SL709L

电流:6.3A 电压:AC250V

